



2025

2026 3

2025

+

AI

DeepSeek

AI

AI

2025

PC

AI

AI for Process

AI

AI for Process

AI

BI

AI

AI

AI

AI

AI

AI for Process

AI

for Process

SQL AGENT

AI

AI

AI

AI

AI for Process

AI Coding

AI +

AI for Process

AI

2025

2025

975,774,437

5,111,464

970,662,973

10

0.10

0

.....	4
.....	8
.....	13
.....	35
.....	63
.....	92
.....	99
.....	100

[www.cninfo.com.cn](http://www.cninfo.com.cn)

*ST		

			000555
			Digital China Information Service Group Company Ltd.
			DCITS
		82	3905
			518000
	1	2001 2	92
		A2	
	2	2002 5	201 2
	3	2007 7	A
		3608	
	4	2014 6	8 1
		3C5	
	5	2017 1	8 2
		11B1	
	6	2024 5	82
		3905	
		10 18	
			100193
			www.dci ts.com
			dci ts-ir@dci ts.com

	10 18	10 18
	010-61853676	010-61853676
	010-62694810	010-62694810
	dci ts-ir@dci ts.com	dci ts-ir@dci ts.com

	<a href="http://www.szse.cn/">http://www.szse.cn/</a>
--	---

	www.cninfo.com.cn	
	10	18

	91440300726198124D						
	1						
	2	2001	2	16			
					TEC5200		
	3	2001	4	27			
					TEC5200		
	4	2001	5	28			TEC5200
	5	2007	7	16			TEC5200
	6	2010	7	19			TEC5200
	7	2014	2	26			
		2025	12	31			
						A	A
						38.02%	1
					32,412,428		43.57%
	2	2000	9	11			
	3	2000	9	7			
					19,897,057		24.32%
	4	2004	11	9			
						2010	2
	5	2013	12	30			
					194,770,055		45.17%
	6	2014	12	25			
							20,520,227
					431,214,014		451,734,241
					43.12%		
	7	2015	1	13			
							7,171,717
					458,905,958		42.44%
	8	2015	9	16			
						2015	
			2015	9	22	2015	
					458,905,958		917,811,916
					42.44%		

	9	2016	12	29			
					45,619,357		917,811,916
						963,431,273	40.43%
	10	2019	10	31	2019		
						963,431,273	970,381,273
						40.14%	
	11		2020	12	31	2019	
						975,768,827	
						39.92%	
	12		2021	12	31		
						979,744,428	39.76%
	13		2022	12	31	2019	
						979,744,428	983,653,713
						39.60%	
	14		2023	12	31		
							39.60%
15		2024	12	31			
					975,774,437	39.92%	
16		2025	12	31			
						39.78%	

	8                      A                      9

/	0.0587	-0.5445	110.78%	0.2144
	1.00%	-8.84%	9.84%	3.36%
	2025	2024		2023
	12,525,575,558.10	11,979,374,002.81	4.56%	12,815,505,492.23
	5,688,129,419.01	5,643,853,668.62	0.78%	6,232,286,669.17



	2025	2024	(%)	2023
	46,899,054.53	-531,828,450.11	108.82%	216,028,392.35

1

2

	2,159,704,694.07	2,263,492,495.05	4,250,075,658.77	4,489,539,057.63
	-92,942,582.20	-3,437,047.15	-10,418,372.55	163,226,336.36
	-100,262,269.68	3,039,952.85	-31,035,667.03	140,235,300.77
	-2,577,966,085.72	-279,336,680.83	1,562,619,645.82	1,255,840,581.03



	2025	2024	2023	
	-223,576.76	159,656.50	-262,089.67	
	23,496,925.63	2,355,016.85	7,570,705.37	
	9,621,859.81	-42,134,566.75	-75,253,033.71	
			6,603,773.59	
	16,084,160.92	12,142,051.60	10,857,673.61	
			719,849.11	
	518,559.75		58,729,050.99	
	4,495,594.99	5,544,003.60	-1,451,007.27	
	7,143,850.96	-14,622.58	6,227,991.92	
	2,398,655.83	1,176,846.62	1,510,050.66	
	44,451,017.55	-23,096,062.24	-223,120.56	--



1



1

AI For Process

AI

Model Bank 5.0

3

+

AI	DeepSeek	IT	IT	2024	IT
2,757.48	2024	1.86%	614.87	2024	1.68%
IT					

AI

IDC

2024

5.53

2,560

146

2,414

11

168

IT IT

+ + +

- -

3 6 12 100 400 2000  
130 40 600 20 100 20  
AI AI  
7 IDC 50  
2025 IDC TOP50 TOP30  
50 50 92  
TC180/WG6 ISO/TC68/AG6  
TC28/SC42 MIIT/TC1 AI Coding AI  
for process



AI

AI

Coding

DeepSeek

AI

PMO

2.

3.

4.

ESB

IT

5.

Sm@rtOnebank

Web3.0

AI for Process

AI for Process

AI

AI +

AI

1. AI +

AI +

AI +

AI Coding

2. AI +

IT

AI

10

20

AI

AI

AI

SQL Agent

AI

+AI

AI+

Agent

2

1

	2025		2024		
	13,162,811,905.52	100%	10,002,831,521.49	100%	31.59%
	4,525,621,091.67	34.38%	4,911,501,573.56	49.10%	-7.86%
	7,172,317,697.54	54.49%	3,571,755,484.60	35.71%	100.81%
	1,445,438,903.35	10.98%	1,492,047,141.90	14.92%	-3.12%
	19,434,212.96	0.15%	27,527,321.43	0.27%	-29.40%
	7,301,970,191.66	55.47%	6,868,203,595.67	68.66%	6.32%
	5,856,815,290.20	44.50%	3,129,492,525.15	31.29%	87.15%
	4,026,423.66	0.03%	5,135,400.67	0.05%	-21.59%
	13,137,489,273.32	99.81%	9,995,181,229.46	99.92%	31.44%
	25,322,632.20	0.19%	7,650,292.03	0.08%	231.00%

3

	2025				2024			
	2,159,704,694.07	2,263,492,495.05	4,250,075,658.77	4,489,539,057.63	1,768,357,819.69	2,327,787,630.72	2,583,598,405.41	3,323,087,665.67
	-92,942,582.20	-3,437,047.15	-10,418,372.55	163,226,336.36	-56,456,904.88	-20,077,212.95	-41,412,100.77	-406,113,907.34

2

10%



3

	4,525,621,091.67	3,800,984,504.64	16.01%	-7.86%	-9.01%	1.06%
	7,172,317,697.54	6,428,543,460.84	10.37%	100.81%	108.29%	-3.22%
	1,445,438,903.35	1,284,149,818.82	11.16%	-3.12%	4.66%	-6.60%

	7,301,970,191.66	6,138,462,071.00	15.93%	6.32%	7.28%	-0.76%
	5,856,815,290.20	5,391,776,448.44	7.94%	87.15%	93.51%	-3.03%
	13,137,489,273.32	11,508,849,535.79	12.40%	31.44%	35.37%	-2.54%

1



3

4

5

		2025		2024		
		6,138,462,071.00	53.23%	5,721,816,823.89	67.25%	7.28%
		5,391,776,448.44	46.76%	2,786,322,687.65	32.75%	93.51%
		728,604.80	0.01%	371,450.68	0.00%	96.15%

3

	5,705,102,980.36	49.48%	3,087,569,873.62	36.29%	84.78%
	4,848,409,359.14	42.05%	5,152,622,035.02	60.56%	-5.90%
	977,454,784.74	8.47%	268,319,053.58	3.15%	264.29%

6

49

DCITS Malaysia sdn. Bhd.

Techtanium Pte. Ltd.

7

8

	3,974,459,831.66
	30.20%
	0.00%

5

1		1,951,907,049.88	14.83%
2		881,299,397.47	6.70%
3		447,735,397.38	3.40%
4		354,856,550.99	2.70%
5		338,661,435.94	2.57%
	--	3,974,459,831.66	30.20%

	5,248,067,187.11
	60.63%
	5.42%

5

1		3,098,530,005.27	35.79%
2		1,558,774,411.32	18.01%
3		260,187,458.59	3.01%
4		208,524,329.18	2.41%
5		122,050,982.75	1.41%
	--	5,248,067,187.11	60.63%

10%

3

	2025	2024		
	466,556,889.87	463,074,181.72	0.75%	
	315,598,960.33	278,729,037.81	13.23%	
	54,836,233.07	41,151,729.75	33.25%	
	552,968,539.34	614,401,755.75	-10.00%	

4



PaaS	PaaS		1. 2. 3.	2015
	VaR FRTB SACCR		1. FRTB CCR 2. 3.	
	OneBank		1. 2. POC 3. API 4.	BI AN AI
	SOA		1. 2.	SmertEnsemble
				3 5
			1. PaaS 2. SDK	IT

	SaaS		1. 2.	
	2.0 IT		1. IT 2.	
			2.0	MB5
			1. 2. 3. AI SQL	AI
			1. 2. 3.	2.0 2026

	2025	2024	
	3,297	3,938	-16.28%
	15.91%	21.65%	-5.74%

	3,093	3,703	-16.47%
	200	230	-13.04%
	4	5	-20.00%
30	1,396	1,808	-22.79%
30-40	1,543	1,773	-12.97%
40	358	357	0.28%

	2025	2024	
	539,250,745.46	631,819,284.93	-14.65%
	4.10%	6.32%	-2.22%
	36,820,227.48	57,325,524.12	-35.77%
	6.83%	9.07%	-2.24%

		PaaS	
		1. PaaS	
		2. VaR	FRTB SACCR
36,820,227.48		3. OneBank	
		4. SOA	
		5.	
		6. IT	

		7.	SaaS	
		8.	2.0	IT
		9.		
		10.		
		11.		

5

	2025	2024	
	14,546,372,538.79	11,529,263,544.27	26.17%
	14,585,215,078.49	11,437,881,484.78	27.52%
	-38,842,539.70	91,382,059.49	-142.51%
	3,258,043,164.06	7,094,292,123.60	-54.08%
	3,448,386,323.58	7,290,677,770.52	-52.70%
	-190,343,159.52	-196,385,646.92	3.08%
	2,809,174,206.82	1,458,094,297.29	92.66%
	2,202,174,606.40	1,283,373,699.11	

	9,026,919.15	70.91%		
	150,964.12	1.19%		
	-250,893,030.33	-1,970.74%		
	21,439,364.99	168.40%		
	17,167,346.76	134.85%		

1

	2025		2025			
	2,812,695,272.14	22.46%	2,049,377,961.97	17.11%	5.35%	
	1,966,801,509.52	15.70%	1,937,284,214.22	16.17%	-0.47%	
	2,366,201,864.25	18.89%	2,411,068,391.49	20.13%	-1.24%	
	2,525,431,517.22	20.16%	2,538,700,097.19	21.19%	-1.03%	
	10,757,762.05	0.09%	12,144,374.27	0.10%	-0.01%	
	20,984,312.67	0.17%	12,187,652.42	0.10%	0.07%	
	388,386,681.96	3.10%	393,345,906.26	3.28%	-0.18%	
	13,388,380.48	0.11%	36,141,803.06	0.30%	-0.19%	
	1,057,486,582.09	8.44%	380,245,134.25	3.17%	5.27%	
	1,152,312,042.71	9.20%	1,152,846,718.23	9.62%	-0.42%	
	29,600,000.00	0.24%	43,600,000.00	0.36%	-0.12%	
	4,362,392.87	0.03%	12,174,144.52	0.10%	-0.07%	
	102,382,052.57	0.82%	176,818,604.99	1.48%	-0.66%	

2



3

4

1

2

1

2

10%

			80,000,000	6,056,124,145.00	1,452,991,394.17	7,406,589,342.06	225,774,716.63	278,650,571.29
			103,377,000	2,838,924,600.32	1,115,436,519.72	2,708,333,707.61	14,743,565.55	19,014,991.07
			102,340,000	1,791,462,419.24	949,097,157.31	1,938,732,710.30	82,032,107.59	68,965,121.87
			100,000,000	207,724,027.07	31,453,671.62	42,397,738.56	-30,994,279.27	-40,384,446.86
			35,150,000	99,600,424.88	31,314,722.32	-234,669.81	14,749,801.37	14,749,801.37
			8,400,000	62,841,320.73	8,075,050.39	10,997,435.81	-11,545,173.17	-15,794,443.62
			10,000,000	55,889,493.27	-17,502,158.08	13,180,795.19	-17,463,798.91	-17,158,641.22
Digital China Information Technology Co. Limited			HKD1.00	50,758,334.48	-72,626,928.08		-11,070,919.96	-10,989,506.15
			30,000,000	18,153,326.99	16,490,269.29	1,098,339.62	-6,525,743.52	-6,883,803.51

DCITS Malaysia Sdn. Bhd.		
Techtanium Pte. Ltd.		

( )

+

AI

2026

AI

AI

AI

1

2

## Model B@nk5. 0

3



2025 04 01					2024	<a href="http://static.cninfo.com.cn/finalpage/2025-04-01/1222984229.PDF">http://static.cninfo.com.cn/finalpage/2025-04-01/1222984229.PDF</a>
2025 09 02					2025	<a href="https://static.cninfo.com.cn/finalpage/2025-09-05/1224640228.PDF">https://static.cninfo.com.cn/finalpage/2025-09-05/1224640228.PDF</a>
2025 11 03					2025	<a href="https://static.cninfo.com.cn/finalpage/2025-11-04/1224785562.PDF">https://static.cninfo.com.cn/finalpage/2025-11-04/1224785562.PDF</a>





1 ---

1

2025

6

2

9

5

2026 1

8

4

2025

10

2

12

30

3

3

1

2025

6

2025 10 29

2025 11 20 2025

4

5

6

<http://www.cninfo.com.cn>

7

1

2

3

4

5

1

		63			2014 01 22	2028 01 15	0	0	0	0	0	
		60			2018 04 27	2025 12 15	1,000,000	0	250,000	0	750,000	
					2025 12 15	2028 01 15						
					2018 03 27	2025 12 15						
		47			2025 11 20	2028 01 15	0	0	0	0	0	
					2026 01 05	2028 01 15						
		52			2024 07 02	2025 12 15	0	0	0	0	0	

Benjamin Zhai ( )	57			2020 04 22	2028 01 15	0	0	0	0	0	
	35			2025 01 16	2028 01 15	0	0	0	0	0	
	51			2020 03 27	2028 01 15	150,000	0	37,500	0	112,500	
	41			2018 10 25	2028 01 15	300,000	0	74,500	0	225,500	
	50			2021 03 29	2028 01 15	73,800	0	18,400	0	55,400	
	48			2023 03 29	2028 01 15	0	0	0	0	0	
	43			2022 02 18	2028 01 15	0	0	0	0	0	
	61			2024 07 18	2025 12 15	0	0	0	0	0	
	51			2019 12 23	2025 12 15	0	0	0	0	0	
	47			2022 01 18	2025 10 29	0	0	0	0	0	
	53			2022 05 17	2025 01 16	0	0	0	0	0	
	55			2016 12 29	2025 01 16	0	0	0	0	0	
	55			2018 03 27	2025 01 16	314,400	0	314,400	0	0	

		42			2021 03 29	2025 01 16	400,000	0	400,000	0	0	
		49			2021 03 29	2025 01 16	175,500	0	175,500	0	0	
		45			2022 02 18	2025 01 16	0	0	0	0	0	
		51			2021 03 29	2025 01 16	500,000	0	500,000	0	0	

1            2025   1   16       2025   1   17

2            2025   10   29

3            2025   12   15



2025   01   16

2

1963 2

1966 2

1988 7

SBU

1978 10

2000 6

EBG

/

AI

1973 7

IBM

20

1958 10

1962 11

1982 7

1986 7

1989 7

TPG

Deutsche Telekom

CEO

CEO KPMG

CEO

BENJAMIN ZHAI

1968 4

1988 170

1995 4

EMBA

(MBA)

1975 9

1995 7

2003 7

2016 11

2007 8

SBU

BU

BG

1977 6

2000 7

BU

SBU

SBU

BG

BG

BG

1982 12

2015 1

2005

BG

			2011 04 01		
			2001 02 21		
			2018 06 08		
			2016 03 29		

2021 04 30

			2015 04 08	2025 11 28	
			2024 11 25		
			2022 09 01		
			2025 11 28		
			2024 09 18		
			2009 05 26		
			2004 09 01		
			2016 10 13		
			2003 12 01		
			2015 03 23		
			2016 02 25		
			2019 07 09		
			2024 02 26		
			2008 05 26		
			2024 04 30		
			2010 03 24		
			2015 10 26		
			2018 02 13		
			2019 06 05		
Benj ami n Zhai			2021 02 01		
Benj ami n Zhai			2023 12 01		
Benj ami n Zhai			2024 11 01	2025 08 25	
			2023 07 07		
			2022 05 18		
			2017 07 01		
			2022 12 06		

--	--

3

+

3,023.14

		63			621.87	
		60			414.95	
		47			0	
		52			232.13	
		67			19.2	
		63			19.2	
	Benj amin Zhai ( )	57			19.2	
		35			18.47	
		51			212.27	
		41			229.23	
		50			60	
		48			118.82	
		43			132.24	
		61			883.65	
		51			19.2	

		47			0	
		53			0.8	
		55			0	
		55			2.98	
		42			2.75	
		49			1.85	
		45			6.72	
		51			2.34	
		53			2.75	
		51			2.52	
	--	--	--	--	3,023.14	--


1

	10	5	5	0	0		0
	10	5	5	0	0		0
	2	1	1	0	0		0
	10	5	5	0	0		3
	10	5	5	0	0		0
Benj amin Zhai	10	5	5	0	0		0

---

( )							
	10	5	5	0	0		3
	7	3	4	0	0		0
	8	4	4	0	0		0
	8	4	4	0	0		1

2

3



2025 08 20

1

	88
	20,638
	20,726
	20,726



10					0
10					0.10
					970,662,973
					9,706,629.73
					0.00
					9,706,629.73
					72,401,293.08
					100%
		2024-2026		2025	
	10	0.10		5,111,464	970,662,973
9,706,629.73			2025		

1

1 2025 3 27  
2024

2023

2023

1,854

2025 3 29

[www.cninfo.com.cn](http://www.cninfo.com.cn)

2025-019 2025-023 2025-027

2

1,854

2025 4 21

2023

2025 4 23

[www.cninfo.com.cn](http://www.cninfo.com.cn)

2023

2025-034

						/		/				/	
		1,600,000	0	0	0	0	0	16.55	0	0	0	0	0
		575,000	0	0	0	0	0	16.55	0	0	0	0	0
		400,000	0	0	0	0	0	16.55	0	0	0	0	0
		380,000	0	0	0	0	0	16.55	0	0	0	0	0
		250,000	0	0	0	0	0	16.55	0	0	0	0	0

2025

		375,000	0	0	0	0	0	16.55	0	0	0	0	0
	--	3,580,000	0	0	0	--	0	--	0	0	0	--	0
		<div style="display: flex; justify-content: space-between;"> <span>2023</span> <span>2024</span> <span>2023</span> </div>											
		2025	4	21									1,854

2023

2

	0	0	5,996,577	0.00%	

			710,705	0	0.00%
			417,539	0	0.00%
			186,560	0	0.00%
			159,909	0	0.00%
			53,303	0	0.00%
			44,419	0	0.00%

5,996,577

2022

2022

11,047,477

1.13%

2022

2022

11,047,477

1.13%

2022

2025 12 17

[www.cninfo.com.cn](http://www.cninfo.com.cn)

2022

2025-084

3

3

1

30

2025 11 20 2025

2


1

	2026 03 31	
	www.cninfo.com.cn	
		90.00%
		90.00%
	1)	
	2)	
	3)	
	4)	
	5)	
	6)	
	7)	
	8)	



	2026 03 31
	www.cninfo.com.cn



1

				2013 12 30		
				2013 12 30		
			/	2013 12 30	6	17 2013 7 23

						1	2
						1	1
						2	
				1			
			2012 6 29		2013 12 30		2013 2023 2024

2024

10%

30% 2

2012 6 29

2012 -2014

3

2013 12 30



			ATM	2			
				ATM			
				3	5.39%		
				4			
						2014 12 25	

			1 5			
				2014 12 25		
			2			

				2014 12 25		
				2014 12 25		
			1 1 ATM 2 2 ATM 5%	1 2014 12 25		

			1 2 ATM 2 ATM	1		
			1	2	2014 12 25	

			1 2008 7			
			2			
				1		
				2		
				3		
			4		2016 06 13	

			5			
			1			
			2			
			3			
				4	2016 06 13	
				1		
				2	2016 06 13	
				1		
				1	2016 06 13	

			2 2			
			ATM			
				2016 06 13		
				2016 06 13		

					2016 07 19				
			1	2 3	4	5	2016 06 13		
							2023 07 07		
							2023 07 07		

	2023				2023 07 12	
			2018 6 23	< 2018 > 2.4 " "	2018 07 13	
			35% 1 / 2 5 / 3 4 5 10%		2018 02 23	

			1 2 5 / / 6			

2

3

						%
2022 2						
240	( )	2021 1				
		1		30,000	9,418.94	31.40
2021-2025		2025 12				
		31				
3						

( ) ( )

3

2021 2025

DCITS Malaysia sdn. Bhd.


49  
Tectanium Pte. Ltd.

	215
	13
	2                      5
	0

(                      215.00                      )                      (                      )                      2025                      35



--	--	--	--	--	--	--	--



“ ”

4,672

--	--	--	--	--	--	--	--



1



						421.44	0.03%	5,000				2024 12 21	<a href="http://www.cninfo.com.cn">http://www.cninfo.com.cn</a>
						33.95	0.00%	700				2024 12 21	<a href="http://www.cninfo.com.cn">http://www.cninfo.com.cn</a>
						1,445.13	0.11%	2,300				2024 12 21	<a href="http://www.cninfo.com.cn">http://www.cninfo.com.cn</a>
						3,140.37	0.24%	7,000				2024 12 21	<a href="http://www.cninfo.com.cn">http://www.cninfo.com.cn</a>
						1,351.32	0.16%	5,000				2024 12 21	<a href="http://www.cninfo.com.cn">http://www.cninfo.com.cn</a>
						17,622.18	2.04%	55,000				2024 12 21	<a href="http://www.cninfo.com.cn">http://www.cninfo.com.cn</a>
						1,466.68	0.17%	1,500				2024 12 21	<a href="http://www.cninfo.com.cn">http://www.cninfo.com.cn</a>

						3,262.70	0.38%	5,000					2024 12 21	<a href="http://www.cninfo.com.cn">http://www.cninfo.com.cn</a>
			--	--		28,743.77								

4



5



6



7



531.40

3,042.45

5

8,439.85

2020 11 12 2020 12 31

[www.cninfo.com.cn](http://www.cninfo.com.cn)

2020-111

2020-138

2022

1 26

3,055.06

8,474.83

2024 3 27

8,201.17

10%

10%

2

/	2024 12 21	60,000	2025 01 23	27,317.84					1	
	2024 12 21	30,000	2025 01 23	16,604.66					1	
	2024 12 21	10,000	2025 01 23	675.17						

	22		31						
	2022 12 22	17,000	2023 10 31	3,450				4	
	2021 12 31	10,000	2022 08 09	2,307.08				5	
	2021 12 31	18,000	2022 08 09	1,561.69				5	
	2021 12 31	1,000	2022 08 09	909.42				5	
	2021 12 31	500	2022 08 09					5	
	2024 12 21	120,000	2025 03 14	217.93				3	
	2024 12 21	6,500	2025 04 11	5,500				1	
	2024 12 21	10,000	2025 03 05	5,200				0.9	
	2024 12 21	1,000	2025 07 31	800				1	
	2023 12 26	30,000	2024 09 04	900				1	
	2023 12 26	10,000	2024 09 04	4,000				1	
	2023 12 26	10,000	2024 09 04	4,550				1	
	2024 12 21	30,000	2025 07 31	250.13				0.9	
	2024 12 21	10,000	2025 09 17	8,100				1	
	2024 12 21	5,000	2025 07 31	2,350				1	
	2024 12 21	8,000	2025 07 31	5,150				1	
	2022 12 22	10,000	2023 05 26	103.28				3	
	2024 12 21	50,000	2025 07 31	27,779.72				1	
	2024 12 21	20,000	2025 08 27	9,202.86				1	

	2023 12 26	10,000	2024 09 05	5,000				1		
	2024 12 21	125,000	2025 11 05	4,366.75				0.7		
	2023 12 26	50,000	2024 12 16	16,787.01				1		
	2023 12 26	10,000	2024 05 23	3,377.48				2		
	2023 12 26	10,000	2024 05 23	4,523.53				2		
	2024 12 21	20,000	2025 08 27	19,518.24				3		
	2024 12 21	20,000	2025 03 06					0.9		
	2024 12 21	5,000	2025 06 04					3		
	2024 12 21	2,000	2025 06 04	500				3		
	2024 12 21	2,000	2025 06 04	2,000				3		
	2024 12 21	20,000	2025 08 27					1		
	2024 12 21	20,000	2025 04 11	19,500				1.7		
	2024 12 21	10,000	2025 11 05					1		
	2024 12 21	20,000	2025 11 05	8,550				1		
B1			998,000	B2		563,429.44				
B3			998,000	B4		276,685.31				
	2021 12 31	5,044	2022 03 31	2,811.68				6.8		

C1	5,044	C2	
C3	5,044	C4	2,811.68
A1+B1+C1	1,003,044	A2+B2+C2	563,429.44
A3+B3+C3	1,003,044	A4+B4+C4	279,496.99
A4+B4+C4		49.14%	
70%	E	231,320.38	
D+E+F		231,320.38	


不适用

3

1

		39,000	0
		5,248	0

				25,000	2018 08 24	2025 12 31		-287.98	20	2018 8 25



2025 09  
2,000 25 /2025  
11 25  
6.30 0

2

4

1

	3,587,150	0.37%	0	0	0	-2,444,300	-2,444,300	1,142,850	0.12%
1	0	0.00%	0	0	0	0	0	0	0.00%
2	0	0.00%	0	0	0	0	0	0	0.00%
3	3,587,150	0.37%	0	0	0	-2,444,300	-2,444,300	1,142,850	0.12%
	0	0.00%	0	0	0	0	0	0	0.00%
	3,587,150	0.37%	0	0	0	-2,444,300	-2,444,300	1,142,850	0.12%
4	0	0.00%	0	0	0	0	0	0	0.00%
	0	0.00%	0	0	0	0	0	0	0.00%
	0	0.00%	0	0	0	0	0	0	0.00%
	972,187,287	99.63%	0	0	0	2,444,300	2,444,300	974,631,587	99.88%
1	972,187,287	99.63%	0	0	0	2,444,300	2,444,300	974,631,587	99.88%
2	0	0.00%	0	0	0	0	0	0	0.00%
3	0	0.00%	0	0	0	0	0	0	0.00%
4	0	0.00%	0	0	0	0	0	0	0.00%
	975,774,437	100.00%	0	0	0	0	0	975,774,437	100.00%

2,444,300

2

	750,000	0	0	750,000		
	112,500	0	0	112,500		
	225,000	0	0	225,000		
	55,350	0	0	55,350		
	2,444,300	0	2,444,300	0		
	3,587,150	0	2,444,300	1,142,850	--	--

1

2

	3,587,150	0.37%	-2,444,300	1,142,850	0.12%
	972,187,287	99.63%	2,444,300	974,631,587	99.88%
	975,774,437	100.00%	0	975,774,437	100.00%

	2025	/	2024	/
	10,285,791,965.47	82.12%	9,668,875,021.78	80.71%
	2,239,783,592.63	17.88%	2,310,498,981.03	19.29%
	12,525,575,558.10	100.00%	11,979,374,002.81	100.00%
	6,667,679,464.49	98.81%	6,172,188,547.66	98.86%
	80,469,279.99	1.19%	71,005,111.99	1.14%
	6,748,148,744.48	100.00%	6,243,193,659.65	100.00%
	5,777,426,813.62	46.13%	5,736,180,343.16	47.88%
	5,688,129,419.01	45.41%	5,643,853,668.62	47.11%

3

1

	109,775		114,012		0		0	
		5%	10					
		39.78%	388,140,110	-1,400,000	0	388,140,110	9,100,000	
		4.12%	40,208,280	-9,500,000	0	40,208,280	0	
		1.51%	14,759,680	8,541,938	0	14,759,680	0	
		0.86%	8,409,675	3,603,632	0	8,409,675	0	
1000		0.55%	5,380,300	549,700	0	5,380,300	0	
		0.42%	4,067,801	4,067,801	0	4,067,801	0	
		0.41%	4,044,237	-7,724,500	0	4,044,237	0	
		0.36%	3,500,000	3,500,000	0	3,500,000	0	
UBS AG		0.35%	3,460,248	3,318,150	0	3,460,248	0	
1000		0.35%	3,392,400	801,800	0	3,392,400	0	
10								

40,208,280  
14,759,680

40,208,280

--	--

3

30%

10%

	/			
		2016 08 22	91440101MA59EFAJ00	
		1999 07 08	914401017163404737	
	1 2	2025		



<input checked="" type="checkbox"/>			
4			80%
<input checked="" type="checkbox"/>			
5	10%		
<input checked="" type="checkbox"/>			
6			
<input checked="" type="checkbox"/>			
<input checked="" type="checkbox"/>			
<input checked="" type="checkbox"/>			
<input checked="" type="checkbox"/>			



	2026 03 27
	XYZH/2026BJAA1B0217

2025

2025 12 31

2025

2025 12 31

1
---

1,316,281.19  
27

42 2025

1  
2

	<p>3</p> <p>4</p> <p>5</p>
2	

31	4	5	2025	12	1
		196,680.15			
	15.70%		2025	12	31
		236,620.19			2
18.89%					
					3

<b>3</b>	
18      2025   12   31 92,946.22 7.42%	1  2  3  4  5

2025

1

2

3

4

5

6

( )



	10,757,762.05	12,144,374.27
	388,386,681.96	393,345,906.26
	13,388,380.48	36,141,803.06
	173,930,421.22	178,371,303.87
	32,415,018.43	57,325,524.12
	929,462,182.52	1,043,463,519.96
	3,681,806.16	4,914,807.38
	194,372,426.41	158,452,831.32
	286,364,598.18	140,839,762.36
	2,239,783,592.63	2,310,498,981.03
	12,525,575,558.10	11,979,374,002.81
	1,057,486,582.09	380,245,134.25
	1,623,900,704.35	1,565,211,979.42
	2,011,402,933.06	2,267,913,389.95
	1,152,312,042.71	1,152,846,718.23
	502,803,859.02	468,017,897.07
	141,170,001.39	106,361,986.86

	6,667,679,464.49	6,172,188,547.66
	29,600,000.00	43,600,000.00
	4,362,392.87	12,174,144.52
	23,320,764.99	
	21,787,296.08	12,367,068.51
	1,398,826.05	2,863,898.96
	80,469,279.99	71,005,111.99
	6,748,148,744.48	6,243,193,659.65
	975,774,437.00	975,774,437.00
	2,330,702,466.33	2,330,702,466.33
	150,263,322.53	150,263,322.53
	68,328,899.12	81,016,206.30
	53,828,240.15	45,783,652.03
	2,409,758,698.94	2,360,840,229.49
	5,688,129,419.01	5,643,853,668.62
	89,297,394.61	92,326,674.54
	5,777,426,813.62	5,736,180,343.16
	12,525,575,558.10	11,979,374,002.81

2

	70,896,480.91	2,930,006.03
		12,879,824.94

	890,962,731.69	412,229,969.69
	780,256,415.52	30,256,415.52
	134,964.99	1,987,232.50
	47,345.09	
	1,093,133.03	1,908,310.33
	963,383,928.56	507,721,443.27
	2,221,050,605.44	2,349,860,292.00
	458,401.48	484,728.60

	18,613,840.79	13,750,002.32
	695,678.60	799,847.43
	3,282,203.45	34,847,376.78
	705,007.81	705,007.81
	2,210.05	2,799.38
	61,262,182.60	202,793,901.08
	285,749.88	952,934.53
	285,749.88	952,934.53
	61,547,932.48	203,746,835.61
	975,774,437.00	975,774,437.00
	2,205,074,679.48	2,205,074,679.48
	150,263,322.53	150,263,322.53
	53,828,240.15	45,783,652.03
	72,401,293.08	-412,673,830.72
	3,156,815,327.18	2,663,695,615.26
	3,218,363,259.66	2,867,442,450.87

3

	2025	2024
	13,162,811,905.52	10,002,831,521.49
	13,162,811,905.52	10,002,831,521.49

	2025	2024
	12,974,086,827.32	9,939,751,364.33
	11,530,967,124.24	8,508,510,962.22
	53,159,080.47	33,883,697.08
	466,556,889.87	463,074,181.72
	315,598,960.33	278,729,037.81
	552,968,539.34	614,401,755.75
	54,836,233.07	41,151,729.75
	64,621,595.91	35,099,925.49
	17,423,234.05	10,168,520.34
	61,448,945.38	44,224,030.48
	9,026,919.15	18,118,934.09
	-194,780.00	-165,213.00
	-249,196.54	-90,006.88
-		
	150,964.12	-59,508,720.72
-	-101,428,844.96	-167,851,704.00
-	-149,464,185.37	

---

	2025	2024
3.	-10,699,919.09	5,117,906.42
4.		
5.		
	-1,987,388.09	7,193,224.24
1.		
2.		
3.		
4.		

	2025	2024
	499,801,945.56	-413,677,671.89
	6,682,233.64	-629,177.65
	493,119,711.92	-413,048,494.24
	493,119,711.92	-413,048,494.24
1.		
2.		
3.		
4.		
5.		
1.		
2.		
3.		
4.		
5.		
6.		
7.		
	493,119,711.92	-413,048,494.24

5

	2025	2024
	14,380,793,001.59	11,226,799,207.08
	5,796,642.62	4,397,335.55
	159,782,894.58	298,067,001.64
	14,546,372,538.79	11,529,263,544.27
	9,425,034,280.26	7,156,278,036.30



---

	2025	2024
	4,952,576.36	-412,567,817.91
	200,000.00	
	258,559.75	330,397,067.21
	635.00	520.00
	94,600,000.00	510,800,000.00
	95,059,194.75	841,197,587.21

	2025										
	975,774,437.00			2,330,702,466.33	150,263,322.53	81,016,206.30	45,783,652.03	2,360,840,229.49	5,643,853,668.62	92,326,674.54	5,736,180,343.16
	975,774,437.00			2,330,702,466.33	150,263,322.53	81,016,206.30	45,783,652.03	2,360,840,229.49	5,643,853,668.62	92,326,674.54	5,736,180,343.16
						-12,687,307.18	8,044,588.12	48,918,469.45	44,275,750.39	-3,029,279.93	41,246,470.46
						-12,687,307.18		56,428,334.46	43,741,027.28	-9,529,279.93	34,211,747.35
										6,500,000.00	6,500,000.00
1										6,500,000.00	6,500,000.00

	2025																					
1							8,044,588.12															
2																						
3																						
4																						
1																						
2																						
3																						
4																						
5																						
6																						
1																						



	2024											
	983,653,713.00			2,451,009,022.51	232,575,573.24	68,705,075.64	45,783,652.03	2,915,710,779.23	6,232,286,669.17	104,117,033.06	6,336,403,702.23	

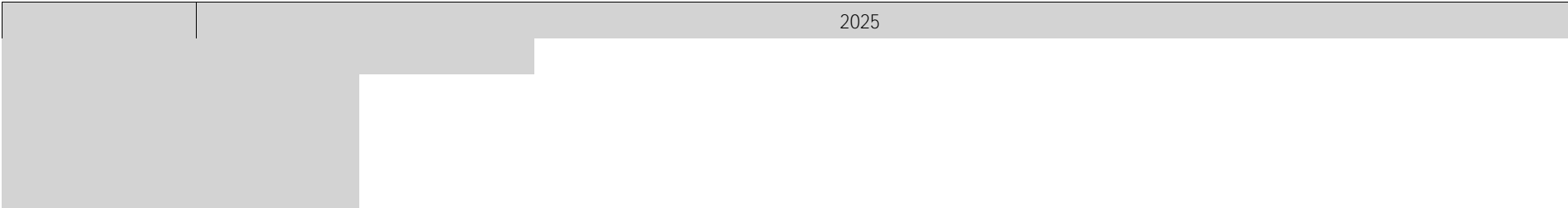
	2024														
3				4,375,314.35								4,375,314.35	261,997.18	4,637,311.53	
4															
										-30,810,423.80		-30,810,423.80		-30,810,423.80	
1															
2															
3										-30,810,423.80		-30,810,423.80		-30,810,423.80	
4															

	2024													
1														
2														
												353,280.00	353,280.00	
	975,774,437.00			2,330,702,466.33	150,263,322.53	81,016,206.30		45,783,652.03		2,360,840,229.49		5,643,853,668.62	92,326,674.54	5,736,180,343.16

8

	2025												
	975,774,437.00				2,205,074,679.48	150,263,322.53		45,783,652.03		-412,673,830.72			2,663,695,615.26

	2025											
											493,119,711.92	493,119,711.92
1												
2												
3												
4												
									8,044,588.12	-8,044,588.12		
1									8,044,588.12	-8,044,588.12		
2												
3												
1												
2												
3												
4												



	2024											
										-413,048,494.24	-413,048,494.24	
	-7,879,276.00				-120,044,559.00	-82,312,250.71					-45,611,584.29	
1	-7,879,276.00				-124,681,870.53	-82,312,250.71					-50,248,895.82	
2												
3					4,637,311.53						4,637,311.53	
4												
										-30,810,423.80	-30,810,423.80	
1												
2										-30,810,423.80	-30,810,423.80	
3												
1												
2												
3												

	2024											
4												
5												
6												
1												
2												
	975, 774, 437. 00				2, 205, 074, 679. 48	150, 263, 322. 53			45, 783, 652. 03	-412, 673, 830. 72		2, 663, 695, 615. 26

[1993] 72

[1993]174

1993 100

7, 438. 88 1994 4 8

1995 2010

2013

2014 2 26

91440300726198124D 2025 12 31 97,577.4437

82

3905

10 18

2026 3 27

1

(

15

2023

(

2

2025 12 31 12

1

2025 12 31

2025

5

	0.50%
	0.50%
	0.50%
1	0.50%
1	0.50%
1	0.50%
	0.50%
	5%
/	

6

1



8

9

3

10

1

2

11

1

1

2

2

/

1

2

3

3

1

2

4

1

12

12

(

12

)

12

1

2

/

/

I	
II	
III	ATM

3

4

5

6

1

2

7

8

1

2

12

11. 4

13

1

2

3

14

15

1

20

50

20%

/

/

/

/



16

( )

		( )	(%)	(%)
1		40	10	2.25

17

1

2

		40	10%	2.25%
		5	0-10%	18%-20%
		5	0-10%	18%-20%
		5	0-10%	18%-20%

18

19

3

20

1

2

21

1

2

18

22

1

23

24

1

2

3

25

11. 7

26

27

25

1

2

28

(1 )

29

/

( )

1

( )

2

1

( )

2



3

12

2

1

2

31

1

2

3

32

1

2

3 2025

1

--	--	--

	(	13% 9% 6% 5% 3%
	)	7% 5%
		15% 16.5% 17% 20% 22% 25%
		3%
		2%

Digital China Software (BVI) Ltd.

2023 4 13 [2023]1 2025 25%

Digital China Software (BVI) Ltd. Digital China Financial Service Holding Limited 2023 4  
13 [2023]2 2025 20%

Digital China Software (BVI) Ltd. Digital China Advanced Systems Limited

Digital China Advanced Systems Limited Digital China Information Technology Co. Limited  
16.5%

Digital China Advanced Systems Limited PT. Digital China Information Technology Indonesia  
22%

Digital China Software (BVI) Ltd. Digital China Information Technology Singapore Pte. Ltd.  
17%

Digital China Information Technology Singapore Pte. Ltd. DCITS Malaysia Sdn. Bhd.

Digital China Information Technology Singapore Pte. Ltd. Techtanium Pte. Ltd.  
17%

	15%
	15%
	15%
	15%
	15%
	15%
	12.5% 25%
	20%
	20%



2024 11

15%

2025

15%

2024 10

15%

2025 7 31

2

[2011]100

3%

[2016]36

2023 19

2023 1 1 2027 12 31

3%

1%

3%

1%

3

1

	2,371,605,560.07	1,994,157,723.20
1	441,089,712.07	55,220,238.77
	2,812,695,272.14	2,049,377,961.97
2	316,432,143.04	309,548,675.73

1

22

2

2

	102,382,052.57	176,818,604.99
	102,382,052.57	176,818,604.99

2025 12 1 - AU9999 50,000,000.00  
 2026 1 2 ICBC CICC USD Money Market ETF USD 3,100,000

---

21,700,006.20                      2025 4                      619,046.37                      3  
 2                      10,000,000.00                      2025 9  
 46,000.00                      4                      30                      10,000,000.00  
 2025 11                      17,000.00                      5  
 10,000,000.00                      2025 12

3

1

	53,945,180.99	35,582,895.34
	6,558,947.14	15,240,326.11
	60,504,128.13	50,823,221.45

	53,945,180.99	86.96%			53,945,180.99	35,582,895.34	63.23%			35,582,895.34
	8,089,067.35	13.04%	1,530,120.21	18.92%	6,558,947.14	20,688,124.52	36.77%	5,447,798.41	26.33%	15,240,326.11
	8,089,067.35	13.04%	1,530,120.21	18.92%	6,558,947.14	20,688,124.52	36.77%	5,447,798.41	26.33%	15,240,326.11
	62,034,248.34	100.00%	1,530,120.21	2.47%	60,504,128.13	56,271,019.86	100.00%	5,447,798.41	9.68%	50,823,221.45

		5,120,000.00	102,400.00 2.00%
361-540		1,179,067.35	353,720.21 30.00%
541-720		1,790,000.00	1,074,000.00 60.00%
		8,089,067.35	1,530,120.21

	12,719,463.18	254,389.27	2.00%
1-180	3,016,578.47	241,326.27	8.00%
721	4,952,082.87	4,952,082.87	100.00%
	20,688,124.52	5,447,798.41	

3

	5,447,798.41	-3,917,678.20				1,530,120.21

4



4

1

1	1	1,669,324,261.87	1,525,182,419.11
1	2	360,896,879.64	484,338,694.14
2	3	217,450,903.85	186,579,605.37
3		471,775,673.68	439,425,593.12
3	4	104,115,123.16	124,171,065.35
4	5	82,026,706.47	61,417,581.40
5		285,633,844.05	253,836,946.37
		2,719,447,719.04	2,635,526,311.74

2

	11,244,824.46	0.41%	11,244,824.46	100.00%		12,650,865.35	0.48%	12,650,865.35	100.00%	
	2,708,202,894.58	99.59%	741,401,385.06	27.38%	1,966,801,509.52	2,622,875,446.39	99.52%	685,591,232.17	26.14%	1,937,284,214.22

I	120,082,883.06	4.42%	105,371,082.75	87.75%	14,711,800.31	21,977,866.90	0.83%	21,977,866.90	100.00%	
II	2,272,593,551.48	83.57%	407,045,369.43	17.91%	1,865,548,182.05	2,258,633,028.96	85.71%	466,169,852.18	20.64%	1,792,463,176.78
III	3,198,120.06	0.12%	3,198,009.51	100.00%	110.55	3,003,139.15	0.11%	2,997,264.36	99.80%	5,874.79
	312,328,339.98	11.48%	225,786,923.37	72.29%	86,541,416.61	339,261,411.38	12.87%	194,446,248.73	57.31%	144,815,162.65
	2,719,447,719.04	100.00%	752,646,209.52	27.68%	1,966,801,509.52	2,635,526,311.74	100.00%	698,242,097.52	26.49%	1,937,284,214.22

	8,010,235.35	8,010,235.35	7,310,521.46	7,310,521.46	100.00%	
ATM	4,640,630.00	4,640,630.00	3,934,303.00	3,934,303.00	100.00%	
	12,650,865.35	12,650,865.35	11,244,824.46	11,244,824.46		

( ) ATM

I

F	44,364,716.00	29,652,915.69	66.84%
G	15,401,280.00	15,401,280.00	100.00%

H	12,110,444.60	12,110,444.60	100.00%
I	7,896,756.45	7,896,756.45	100.00%
J	7,638,300.00	7,638,300.00	100.00%
	32,671,386.01	32,671,386.01	100.00%
	120,082,883.06	105,371,082.75	

---

A	3,130,000.00	3,130,000.00	100.00%

	6,316.98	442.19	7.00%
361	2,996,822.17	2,996,822.17	100.00%
	3,003,139.15	2,997,264.36	

1	27,784,225.76	2,778,422.58	10.00%
1-2	38,599,545.29	17,755,790.94	46.00%
2-3	67,836,005.13	40,701,603.17	60.00%
3-4	17,244,719.74	12,416,198.22	72.00%
4-5	51,346,679.85	42,617,744.25	83.00%
5	109,517,164.21	109,517,164.21	100.00%
	312,328,339.98	225,786,923.37	

1	59,346,576.38	5,934,657.64	10.00%
1-2	83,193,592.04	29,117,757.21	35.00%
2-3	18,150,221.02	8,167,599.46	45.00%
3-4	54,664,131.23	31,705,196.11	58.00%
4-5	16,868,663.06	12,482,810.66	74.00%
5	107,038,227.65	107,038,227.65	100.00%
	339,261,411.38	194,446,248.73	

: 11 4

3

	698,242,097.52	58,412,951.98		3,807,167.04	-201,672.94
					752,646,209.52

4

	3,807,167.04

5

K	53,081,906.72	48,609,528.41	101,691,435.13	1.85%	14,498,449.35
L	43,274,807.04	54,010,581.97	97,285,389.01	1.77%	44,309,544.23
Ög	84,860,007.97	10,267,335.73	95,127,343.70	1.73%	6,994,788.22
N	9,014,472.97				

5

1

	2,780,167,680.41	413,965,816.16	2,366,201,864.25	2,819,089,858.83	408,021,467.34	2,411,068,391.49

2

	114,782,684.49	4.13%	114,731,930.62	99.96%	50,753.87	133,756,618.68	4.74%	133,233,034.24	99.61%	523,584.44
	2,665,384,995.92	95.87%	299,233,885.54	11.23%	2,366,151,110.38	2,685,333,240.15	95.26%	274,788,433.10	10.23%	2,410,544,807.05
I	52,176,091.16	1.88%	52,176,091.16	100.00%						

	133,756,618.68	133,233,034.24	114,782,684.49	114,731,930.62	99.96%	

2025 12 31

I

T	15,281,778.58	15,281,778.58	100.00%
U	4,038,352.99	4,038,352.99	100.00%
V	3,907,872.77	3,907,872.77	100.00%
P	3,868,964.79	3,868,964.79	100.00%
W	3,363,169.04	3,363,169.04	100.00%
	21,715,952.99	21,715,952.99	100.00%
	52,176,091.16	52,176,091.16	

P	3,345,252.08	3,345,252.08	100.00%
Q	1,080,000.00	1,080,000.00	100.00%
R	1,020,715.41	1,020,715.41	100.00%
S	244,949.99	244,949.99	100.00%
	5,690,917.48	5,690,917.48	

II

	2,089,127,636.17	41,849,040.36	2.00%
1-180	249,447,723.78	17,461,340.66	7.00%
181-360	50,952,285.00	8,152,365.62	16.00%
361-540	19,757,055.31	5,927,116.70	30.00%
541-720	17,026,789.74	10,216,073.84	60.00%
721	103,688,052.35	103,688,052.35	100.00%
	2,529,999,542.35	187,293,989.53	

	2,095,467,579.09	42,063,806.56	2.00%
1-180	235,647,523.40	18,851,801.87	8.00%
181-360	97,696,707.57	19,539,341.52	20.00%
361-540	25,600,670.32	10,752,281.53	42.00%
541-720	26,183,700.72	18,328,590.52	70.00%
721	106,883,490.35	106,883,490.35	100.00%
	2,587,479,671.45	216,419,312.35	

1	10,078,082.50	1,007,808.25	10.00%
1-2	11,524,288.93	5,301,172.97	46.00%
2-3	14,512,283.94	8,707,370.36	60.00%
3-4	6,524,043.00	4,697,311.00	72.00%
4-5	3,061,893.07	2,541,371.30	83.00%
5	37,508,770.97	37,508,770.97	100.00%
	83,209,362.41	59,763,804.85	

1	18,508,533.76	1,850,853.38	10.00%
1-2	19,751,980.37	6,913,193.13	35.00%
2-3	8,703,779.86	3,916,700.94	45.00%
3-4	4,031,601.95	2,338,329.13	58.00%
4-5	13,490,879.20	9,983,250.61	74.00%
5	27,675,876.08	27,675,876.08	100.00%
	92,162,651.22	52,678,203.27	

: 11 4

3

			/	
	5,944,348.82			

6

		161,566,932.09	372,760,540.59

1

	159,277,532.19	287,191,665.97
	138,036,521.90	160,911,457.14
	9,799,264.81	16,858,857.20
	14,700,000.00	5,900,000.00
	60,965.02	455,882.50
	160,307,351.83	98,557,322.22
	161,566,932.09	372,760,540.59

2

1 1	82,384,331.93	336,053,187.71
1 2	123,907,562.77	50,440,918.85
2 3	41,858,546.56	9,424,434.67
3	73,723,842.66	75,399,321.58
3 4	4,183,670.19	5,453,236.27
4 5	3,275,756.99	12,983,770.51
5	66,264,415.48	56,962,314.80
	321,874,283.92	471,317,862.81

3

	12			
2025 1 1	4,384,490.96	8,246,890.05	85,925,941.21	98,557,322.22
2025 1 1				
	-2,623,373.40	46,775,590.95	17,616,333.82	61,768,551.37
			7,870.00	7,870.00
	-10,651.76			-10,651.76
2025 12 31	1,750,465.80	55,022,481.00	103,534,405.03	160,307,351.83

721

5

103,538,562.20

103,534,405.03

1

101,779,398.67                      1,750,465.80    116,556,323.05  
 55,022,481.00

76,480,000.00    60%

45,888,000.00    44,358,400.00    ,

15,160,344.98    100%    15,160,344.98

14,828,784.98

4

	98,557,322.22	61,768,551.37		7,870.00	-10,651.76	160,307,351.83

5

	7,870.00

6

		76,480,000.00	1-2	23.76%	45,888,000.00
		38,876,998.00	5	12.08%	38,876,998.00
		15,160,344.98	1-2	4.71%	15,160,344.98
		11,109,446.99	2-3	3.45%	11,109,446.99
( )		9,800,000.00	1	3.04%	
		151,426,789.97		47.04%	111,034,789.97

7

1

--	--	--

---

1	118,944,019.43	92.94%	65,916,278.71	89.95%
1 2	2,122,868.23	1.66%	1,510,301.50	2.06%
2 3	1,296,855.31	1.01%	156,229.80	0.21%
3	5,611,291.25	4.39%	5,704,691.00	7.78%
	127,975,034.22		73,287,501.01	

2

59,792,440.90

46.72%

8

1

	712,847,829.05	29,179,815.54	683,668,013.51	791,773,664.15	40,489,596.03	751,284,068.12
	49,602,783.74		49,602,783.74	43,428,345.64		43,428,345.64
	1,860,733,176.47	68,572,456.50	1,792,160,719.97	1,743,987,683.43		1,743,987,683.43
	2,623,183,789.26	97,752,272.04	2,525,431,517.22	2,579,189,693.22	40,489,596.03	2,538,700,097.19

2

	40,489,596.03	-9,931,432.33		1,378,348.16	29,179,815.54
		36,012,931.24	32,559,525.26		68,572,456.50

---

	66,068,774.11	47,626,797.55

500,000.00 6.25%

2 2018 6 12 90.00%

2025 12 31 10.00%

3 2022 2022 3 2,400,000.00

2025 12 31 2.6478% 19,805.64

4 New Markets Investor One Limited Digital China Information Technology Co. Limited 2023 2023 6

2,000,000.00 2025 12 31 4.04% [2026] 600437

12,416,753.89

5 2025 12 31 17.5%

[2026] 600421 2,000,000.00

12

1

	56,495,793.93	1,232,184.00	55,263,609.93	149,344,401.03	17,206,245.89	132,138,155.14	5.79%/4.2%
	5,113,406.07		5,113,406.07	10,556,361.57		10,556,361.57	
	56,495,793.93	1,232,184.00	55,263,609.93	149,344,401.03	17,206,245.89	132,138,155.14	

2019 6

2020 12

2025 12 31

6,388.68

2,260.08

32.

2

	61,609,200.00	100.00%	1,232,184.00	2.00%	60,377,016.00	159,900,762.60	100.00%	17,206,245.89	10.76%	142,694,516.71
	61,609,200.00	100.00%	1,232,184.00	2.00%	60,377,016.00	159,900,762.60	100.00%	17,206,245.89	10.76%	142,694,516.71

3

	17,206,245.89	-14,834,980.19			-1,139,081.70	1,232,184.00



2 2025 10 20

10%

2025 11 28

2025 12 5

2025 12 31

3 2024 11 28

2025 7

14

1



1.	16,508,919.88			16,508,919.88
2.				
1				
2 \ \				
3				
3.	1,423,533.44			1,423,533.44
1				
2	1,423,533.44			1,423,533.44
4.	15,085,386.44			15,085,386.44
1.	4,364,545.61			4,364,545.61
2.	363,443.31			363,443.31
1	363,443.31			363,443.31
3.	400,364.53			400,364.53
1				
2	400,364.53			400,364.53
4.	4,327,624.39			4,327,624.39
1.				
2.				
1				
3.				
1				
2				
4.				
1.	10,757,762.05			10,757,762.05

15

	388,386,681.96	393,345,906.26

1


	17,371,142.67

3

	12,531,307.97	7,957,977.09	4,573,330.88			

16

1.	120,951,218.71	120,951,218.71
2.	4,317,210.03	4,317,210.03
1	4,317,210.03	4,317,210.03
3.	21,239,723.70	21,239,723.70
1	21,239,723.70	21,239,723.70
4.	104,028,705.04	104,028,705.04
1.	84,809,415.65	84,809,415.65
2.	25,455,996.23	25,455,996.23
1	25,455,996.23	25,455,996.23
3.	19,625,087.32	19,625,087.32
1	19,625,087.32	19,625,087.32
4.	90,640,324.56	90,640,324.56
1.		
2.		
1		
3.		
1		
4.		

---

1.	13,388,380.48	13,388,380.48
2.	36,141,803.06	36,141,803.06

17

1



18

1

( )	1	193,671,128.85		193,671,128.85
	2	646,012,991.72		646,012,991.72
	3	19,823,884.02		19,823,884.02
	4	872,376.02	84.8	

:

1		2010		( )		
		308,980,000.00		193,671,128.85		2018
2	2014	2014	12	2	100.00%	
710,000,000.00				63,987,008.28	646,012,991.72	
2024	12	31		505,661,763.36		
			2026	3	2026	010132
						5
5				11.33%		
		40.24%-39.46%		27.37%-5.00%		
				39.46%	1.00%	
94,292,013.34						
3	2016	2016	2	24		40.81%
		28,635,631.00				21,592,603.07
					8,811,746.98	19,823,884.02
	2024			9,921,794.06		
			2026	3	2026	010131

5

5

9.96%

37.37%

15.05%-5%

37.37%

1.00%

9,902,089.96

4

2016

2016

12

2

98.60%

1,183,184,287.50

315,224,570.54

310,807,299.12

872,376,988.38

2026 3

[2026] 600402

5

5

10.45%

12.36%-14.81%

12.96%-4.79%

14.81%

1.80%

5

2018

100.00%

10,000,000.00

4,081,320.09

5,918,679.91

2024

6

2019

100.00%

47,459,244.43

-12,213,756.27

59,673,000.70

2023

2024

59,673,000.70

7

2020

100.00%

43,500,000.00

22,666,786.74

20,833,213.26

2026 3

2026 010133

5

5

10.68%

23.43%-22.62%

10.00%-5.00%

22.62%

1.00%

9,807,234.14

19

	4,361,912.36	1,422,599.57	2,258,396.79		3,526,115.14
	552,895.02	53,380.53	328,164.41	122,420.12	155,691.02
	4,914,807.38	1,475,980.10	2,586,561.20	122,420.12	3,681,806.16

20

/

1

	875,868,073.61	169,761,257.05	934,377,548.24	141,524,046.26
	115,221,322.84	28,805,330.71	115,221,322.84	17,283,198.43
	91,502,022.29	17,089,521.16	80,935,609.55	12,145,621.18
	8,830,986.13	1,641,689.62	33,864,021.76	5,339,737.71
	1,706,901.97	256,035.30	25,224,582.38	6,133,474.83
	1,093,129,306.84	217,553,833.84	1,189,623,084.77	182,426,078.41

2

	9,325,506.41	1,398,825.99	14,194,895.57	2,129,234.34



2025

	1,623,900,704.35	1,565,211,979.42
--	------------------	------------------

0.00

25

1

	2,011,402,933.06	2,267,913,389.95

2

1

3

26

	144,078,019.82	184,608,071.85

1

	118,648,710.63	140,912,835.16
	5,899,559.14	22,139,288.36
	19,529,750.05	21,555,948.33
	144,078,019.82	184,608,071.85

2

1

27

1

	1,152,312,042.71	1,152,846,718.23

2

1

28

1

	453,148,096.00	3,671,784,730.73	3,636,128,953.31	488,803,873.42
-	8,786,537.99	321,689,047.62	322,029,837.81	8,445,747.80
	6,083,263.08	44,947,190.82	45,476,216.10	5,554,237.80
	468,017,897.07	4,038,420,969.17	4,003,635,007.22	502,803,859.02

2

1	443,777,678.56	3,282,234,386.09	3,246,347,673.95	479,664,390.70
2		52,520,174.50	52,520,174.50	
3	5,315,511.87	174,390,659.27	174,625,187.45	5,080,983.69
	4,781,659.16	160,115,684.74	160,325,725.56	4,571,618.34
	123,249.61	6,778,611.00	6,795,041.61	106,819.00
	410,603.10	7,496,363.53	7,504,420.28	402,546.35
4	-1,589.00	152,276,996.51	152,252,567.51	22,840.00
5				

30

	14,190,956.84	12,203,138.68
	9,476,437.84	25,926,964.58
	23,667,394.68	38,130,103.26

31

	10,857,927.37	8,853,266.77

32

	28,824,000.00	42,824,000.00
	776,000.00	776,000.00
	29,600,000.00	43,600,000.00

2022 3 31

76,824,000.00

3.20% 7

2025

12 31

42,824,000.00

33

	14,364,777.78	44,549,635.26
	525,947.07	6,448,526.16
	9,476,437.84	25,926,964.58
	4,362,392.87	12,174,144.52

34

	23,320,764.99		

35

	12,367,068.51	24,418,032.00	14,997,804.43	21,787,296.08	

36

		+ -				
	975,774,437.00					975,774,437.00

37

	2,310,650,654.54	18,342,375.84		2,328,993,030.38
	20,051,811.79		18,342,375.84	1,709,435.95
	2,330,702,466.33	18,342,375.84	18,342,375.84	2,330,702,466.33

2022

38

	150,263,322.53			150,263,322.53

39

	3,639,311.04	-10,396,948.25			302,970.84	-10,699,919.09		-7,060,608.05
	3,639,311.04	-10,396,948.25			302,970.84	-10,699,919.09		-7,060,608.05
	77,376,895.26	-1,987,388.09				-1,987,388.09		75,389,507.17
	77,376,895.26	-1,987,388.09				-1,987,388.09		75,389,507.17
	81,016,206.30	-12,384,336.34			302,970.84	-12,687,307.18		68,328,899.12

40

	45,783,652.03	8,044,588.12		53,828,240.15

41

	2,360,840,229.49	2,915,710,779.23
	2,360,840,229.49	2,915,710,779.23
	56,428,334.46	-524,060,125.94
	534,723.11	
	8,044,588.12	
		30,810,423.80
	2,409,758,698.94	2,360,840,229.49

42

1

	13,158,785,481.86	11,530,238,519.44	9,997,696,120.82	8,508,139,511.54
	4,026,423.66	728,604.80	5,135,400.67	371,450.68

3

		%		%
	5,705,102,980.36	49.48	3,087,569,873.62	36.29
	4,848,409,359.14	42.05	5,152,622,035.02	60.56
	977,454,784.74	8.47	268,319,053.58	3.15
	11,530,967,124.24	100.00	8,508,510,962.22	100.00

4

5

6,304,115,339.75

5,590,743,073.97

2026

449,643,941.16

2027

263,728,324.62

2028

43

	22,161,541.23	12,455,701.90
	11,510,764.14	9,489,405.04
	9,734,367.92	5,519,990.01
	6,489,578.75	3,690,576.64
	3,112,831.18	2,579,002.51
	117,949.11	116,849.70
	32,048.14	32,171.28
	53,159,080.47	33,883,697.08

44

	218,091,505.11	180,421,380.25
	28,633,486.11	30,398,948.77
	20,358,331.76	19,567,359.05
	10,899,912.66	14,209,903.06
	9,389,782.72	10,337,695.89
	8,557,755.13	7,447,999.15
	6,071,128.49	5,814,031.89
	13,597,058.35	10,531,719.75
	315,598,960.33	278,729,037.81

45

	279,568,684.16	290,207,695.43
	47,766,267.78	37,017,576.08
	26,489,369.46	27,075,032.72
	25,917,926.00	32,340,715.16
	22,919,099.82	10,879,678.40
	22,054,535.25	23,409,325.88
	15,342,961.74	10,896,358.41
	9,757,843.49	5,269,069.08
	3,292,474.64	10,523,671.18
	13,447,727.53	15,455,059.38
	466,556,889.87	463,074,181.72

46

	342,050,256.13	390,632,667.70
	97,446,658.83	107,542,594.52
	75,722,163.49	64,221,067.56
	17,622,864.85	23,911,574.43
	8,369,128.68	9,562,810.15
	4,685,761.00	10,224,502.81
	3,080,088.74	3,690,818.42
	2,338,216.46	3,596,744.29
	1,653,401.16	1,018,975.87
	552,968,539.34	614,401,755.75

47

	64,621,595.91	35,099,925.49
	17,423,234.05	10,168,520.34
-	-855,817.26	7,253,508.58
	7,379,946.43	7,045,049.13
	1,113,742.04	1,921,766.89
	54,836,233.07	41,151,729.75

48

	61,448,945.38	39,211,780.71
		5,012,249.77
	61,448,945.38	44,224,030.48

49

	150,964.12	-59,508,720.72

50

	8,087,900.36	2,141,873.77
	1,382,995.33	15,232,280.20
	518,559.75	
		1,000,000.00
	-249,196.54	-90,006.88
	-713,339.75	-165,213.00
	9,026,919.15	18,118,934.09

51

	-61,768,551.37	-21,898,271.98
	-58,412,951.98	-128,380,211.09
	14,834,980.19	-12,186,347.07
	3,917,678.20	-5,386,873.86
	-101,428,844.96	-167,851,704.00

52

	-114,001,337.44	-364,603,774.67
	-26,081,498.91	6,078,970.52
	-5,944,348.82	-30,390,402.97

---

	-3,437,000.20	-1,136,330.68
		-23,783,693.54
	-149,464,185.37	-413,835,231.34

53

	13,902,885.52	1,346,562.71	13,902,885.52
	6,062,707.24	10,303,406.89	6,062,707.24

	130,092,356.15
	-80,820,523.55
	-50,063,960.97
	-34,168,159.78

56

39

57

1

	62,248,229.30	27,515,246.52
	54,228,341.37	183,106,184.81
	16,022,888.47	15,215,181.01
	12,677,015.66	5,635,564.76
		48,450,000.00
	14,606,419.78	18,144,824.54
	159,782,894.58	298,067,001.64

	440,097,814.67	43,915,798.22
	69,392,021.48	73,659,703.97
	59,875,922.42	48,619,699.05
	50,999,314.26	41,239,160.09
	43,919,285.01	60,532,608.75
	28,450,000.00	20,000,000.00
	27,405,850.51	28,486,506.97
	19,889,537.56	18,695,101.92
	15,324,743.91	11,112,910.97
	14,595,963.87	17,816,564.04
	12,681,112.26	15,356,289.07
	7,461,999.99	7,079,540.68

	3,376,599,939.43	7,204,671,650.82

3

	28,085,742.94	36,772,015.10
	141,886.89	285,257.11
		50,248,895.82
	28,227,629.83	87,306,168.03

	380,245,134.25	2,786,976,853.49	482,455.56	2,098,837,657.23	11,380,203.98	1,057,486,582.09
	55,803,138.68			12,000,000.00	12,181.84	43,790,956.84
	38,101,109.10		3,823,464.55	28,085,742.94		13,838,830.71
	474,149,382.03	2,786,976,853.49	4,305,920.11	2,138,923,400.17	11,392,385.82	1,115,116,369.64

4


58

1

---

1		
	46,899,054.53	-536,465,761.64

3

	429,579,017.95	13,546,402.57	
	11,232,678.46	37,119,278.12	
		4,000,000.00	
	278,015.66	554,558.08	
	441,089,712.07	55,220,238.77	

59

1

	3,027,834.05	7.00000	21,194,838.36
	148,567.39	0.89172	132,480.52
	318,703,489.66	0.00042	133,828.70
	1,697.47	5.42573	9,210.01
	1,453,051.39	7.00000	10,171,359.75
	151,550.34	0.89172	135,140.47
	227,773.97	0.86533	197,099.65
	720,283,074.99	0.00042	302,458.40
	286.23	5.42573	1,552.99
	43,592.45	7.00000	305,147.17
	7,554,918.12	0.89172	6,736,871.59
	139,612.08	0.86533	120,810.52
	10,000.00	0.89172	8,917.20
	407,555,947.03	0.00042	171,139.27
	29,488.22	5.42573	159,995.12
	12,700.26	1.72712	21,934.87
	29,976.92	7.00000	209,838.44
	3,669,467.50	0.89172	3,272,137.56
	10,223,251,163.79	0.00042	4,292,906.91
	40,603.56	5.42573	220,303.95
	25,000.01	7.00000	175,000.05
	315,262.18	0.89172	281,125.59
	4,819,624,514.96	0.00042	2,023,837.53
	10,637.42	5.42573	57,715.77

2

60

1

	491,166.43	2,599,285.61
	84,514,905.57	65,743,884.23
	112,600,648.51	102,515,899.33

2

	4,000,450.38	

	480,596,792.69	560,422,291.26
	58,653,952.77	71,396,993.67
	539,250,745.46	631,819,284.93
	502,430,517.98	574,493,760.81
	36,820,227.48	57,325,524.12

1

	57,325,524.12	36,820,227.48		61,730,733.17		32,415,018.43

1

1 2025 3 19 Digital China Information Technology Singapore Pte. Ltd.  
 DCITS Malaysia Sdn. Bhd. MYR1.00 MYR 0.00 100.00%

2 2025 10 21

( )

1,000 35% 15% 10%

40%

3 2025 11 25 Digital China Information Technology Singapore Pte. Ltd. Techtanium Pte.  
 Ltd. USD 34 USD 24 70.59%

4 2025 4 9

1

1

	800,000,000.00				100.00%	
	100,000,000.00				100.00%	
	10,000,000.00					100.00%
	10,000,000.00					100.00%

	100,000,000.00				10.44%	89.56%	
2	110,000,000.00					36.00%	
Digital China Software (BVI) Limited	USD30,000,001.00	BVI	BVI			100.00%	
	19,892,721.60				100.00%		
Digital China Advanced Systems Limited	HKD531,750,000.00					100.00%	
Digital China Financial Services Holding Limited	HKD65,000,000.00					100.00%	
	103,377,000.00					100.00%	
1	8,400,000.00					40.81%	
	102,340,000.00				99.90%		
	10,000,000.00					99.90%	
	6,000,000.00					44.44%	
	10,000,000.00					100.00%	
	10,000,000.00					100.00%	
	13,333,333.00					100.00%	
	5,000,000.00					80.00%	
	10,000,000.00					71.98%	
	15,000,000.00					65.00%	
	10,000,000.00					100.00%	
	60,000,000.00				66.67%		
2	60,870,600.00					36.00%	
	12,000,000.00				69.10%		
( )	30,000,000.00					44.44%	

1	1,000,000.00					40.81%	
	10,000,000.00					99.90%	
	100,000,000.00					99.90%	
2	10,000,000.00					36.00%	
	35,150,000.00					65.00%	
	10,000,000.00					60.00%	
2	10,000,000.00					36.00%	
2	30,000,000.00					36.00%	
2	10,000,000.00					36.00%	
2	10,000,000.00					36.00%	

---

DCITS Malaysia Sdn. Bhd.								
-----------------------------	--	--	--	--	--	--	--	--



2

1

	/	/
	9,561,787.11	
--	-338,212.89	
--	-338,212.89	
	11,422,525.56	12,187,652.42
--	-375,126.86	-165,213.00
--	-375,126.86	-165,213.00

1

2

							/
	11,837,068.51	16,414,996.00		11,031,094.56		17,220,969.95	
	530,000.00	8,003,036.00		3,966,709.87		4,566,326.13	
	12,367,068.51	24,418,032.00		14,997,804.43		21,787,296.08	

3

	61,448,945.38	39,211,780.71

1

1

1

1

2025

12 31

	53,990,397.85	384,838.49	42,362,739.19	375,979.28
	170,758.12	278,019.72	4,829,717.72	44,569.22
	607,426.37	6,316,744.44	1,626,016.56	2,494,765.72
	7,013,409.78	3,553,263.15	770,194.77	3,140,236.57

2

2025 12 31

4,282.40 2024 12 31 5,482.40

2



	2,812,695,272.14			2,812,695,272.14
	102,382,052.57			102,382,052.57
	62,034,248.34			62,034,248.34
	2,719,447,719.04			2,719,447,719.04
	82,384,331.93	165,766,109.33	73,723,842.66	321,874,283.92
	2,780,167,680.41			2,780,167,680.41
	95,799,861.38			95,799,861.38
		47,769,600.00	13,839,600.00	61,609,200.00
			130,776,392.62	130,776,392.62
		286,364,598.18		286,364,598.18
	1,623,900,704.35			1,623,900,704.35
	2,011,402,933.06			2,011,402,933.06
	112,483,957.31	14,242,741.67	17,351,320.84	144,078,019.82
		29,600,000.00		29,600,000.00
		4,205,604.23	494,063.83	4,699,668.06
	1,057,486,582.09			1,057,486,582.09
	23,856,066.53			23,856,066.53

2

1

		2025		2024	
	5%	599.01	-1,908.35	543.54	-2,037.93
	5%	-599.01	1,908.35	-543.54	2,037.93

2

---

	2025		2024	
1%	-42.82	-42.82	-54.82	-54.82
1%				

			130,776,392.62	130,776,392.62
		102,382,052.57	130,776,392.62	233,158,445.19

2

3

1

			20,000	39.78%	40.39%

Digital China Holdings Limited

2

1. 1

3


2025 12

4


Charter Base Development Limited	
Instant Technology Supply Chain HongKong Limited	
Digital China Holdings Limited	
(	
( )	
Digital China Macao Commercial Offshore Limited	
Digital China Technology International (Sin) Pte. Ltd.	

2026 2

5

1

/

--	--	--	--	--	--

(	/	151,569,038.45			123,272,779.75
		8,302,930.28			13,508,984.96
Digital China Macao Commercial Offshore Limited		7,765,826.39			
		2,651,800.00			7,861,968.00
		2,597,821.89			13,609,743.97
		1,345,990.57	550,000,000.00		67,924.53
	/	844,604.44			84,722,560.73
		776,027.43			
		184,425.62			1,414,254.87
		183,288.50			
					285,132.74
	/	6,745,930.85			3,428,686.75
		3,207,547.17			16,353,982.30
		2,924,528.30			
		168,872.92	50,000,000.00		21,037.74
		115,676.00			2,543,396.23
		98,175.00			
		5,169.81			
		260,187,458.59			315,094,566.85
		84,551,202.76			116,117,031.34
		534,226,314.97			698,302,050.76

/

---

	/	31,403,714.83	39,526,745.62
	/ /	14,583,986.83	15,000,344.95
	/	10,849,028.91	1,974,154.30
		3,490,566.04	
		2,096,551.17	29,776.42
		1,915,433.38	2,219,311.41
	/ /	1,069,812.92	1,115,628.75

2

						2,991,319.54	3,198,934.82	201,539.84	344,255.64	261,474.81	
		3,194.29	18,978.80			943,873.57	1,337,194.80	100,985.86	116,978.12		2,186,048.50
			123,187.51			247,328.00	164,408.84	22,116.01	25,428.90		708,492.44
						1,431,644.86	858,986.92	108,989.19	87,987.33		4,201,257.86
		3,194.29	142,166.31			5,614,165.97	5,559,525.38	433,630.90	574,649.99	261,474.81	7,095,798.80

3

2.

4

3.

5

2013 10 28

6 1981387 1958296 1958736 1958790 1956439 1964768

+

3030645

2014 9 6

2014 9 7 2034 9 6

6

		20,987,366.92	50,000,000.00		11,998,470.52
		4,484,470.72			18,177,382.67
		3,908,800.62			2,699,497.44
		396,277.92			544,910.58
Digital China Technology International (Sin) Pte. Ltd.		324,451.94			
		150,141.00			464,217.46
		10,765,468.23	15,000,000.00		5,724,077.50
		471,698.11			471,698.12
Charter Base Development Limited		238,439.38			231,154.15
		66,054.87			81,667.26
		89,354.21			93,583.93
		18,335.98			56,179.68
		18,003.77			100,220.57

Instant Technology Supply Chain HongKong Limited		8,098.11			10,155.52
					1,000.00
Digital China Holdings Limited					565.87
		41,926,961.78			40,654,781.27

6

1

		5,670,000.00	5,670,000.00	5,670,000.00	5,670,000.00
		3,721,740.01	74,434.80	6,096,023.20	121,920.46
		1,577,970.19	1,556,978.31	1,556,549.90	1,556,549.90
		1,569,191.90	1,569,191.90	5,016,726.87	5,016,726.87
		1,518,306.95	30,366.14		
		878,200.00	403,972.00	878,200.00	87,820.00
		850,635.98	18,552.73	432,844.34	8,986.89
		821,907.33	16,438.14	46,523.05	930.46
		765,775.73	560,438.68	1,254,131.76	593,175.12
		746,945.00	14,938.90		
		205,000.00	4,100.00	3,195,041.05	63,900.82
		134,038.43	130,710.12	130,642.20	130,642.20
		45,738.00	45,738.00	45,738.00	45,738.00
		41,206.69	824.13	61,683.36	1,233.67
				4,218,357.40	3,290,034.11
				968,000.00	406,560.00
		4,887,313.55	139,515.71	3,148,097.81	73,738.71
		693,962.54	106,865.31	29,776.42	595.53
		148,830.40	2,976.61	180,466.86	3,609.34
		146,459.27	2,929.18	122,653.69	2,453.07
		99,800.00	45,908.00	99,800.00	9,980.00
		22,572.65	451.45	10,435.54	208.71

		19,137.73	382.75		
		15,017.22	1,051.21	60,588.25	1,211.77
		9,118,692.00			
		345,412.42		10,500.00	
		80,000.00		527,136.35	
	Digital China Technology International (Sin) Pte. Ltd.	43,711.37			
		24,229.20		24,229.20	
				98,880.00	
		749,493.27	14,989.87	749,493.27	365,673.07
		34,941,287.83	10,411,753.94	34,632,518.52	17,451,688.70

2

		51,525,229.39	5,236,838.19
		31,899,647.57	50,032,543.29
		24,004,356.59	32,988,680.59
		13,567,703.49	7,301,507.93
		13,369,200.10	13,369,200.10
		11,294,524.00	14,340,524.00
		10,341,814.94	15,960,952.93
		2,161,456.17	1,353,422.50
		666,881.50	323,721.49
		467,875.00	369,700.00
		51,078.00	
		38,607.39	38,607.39
		4,200.00	4,200.00
		1.00	950,000.00
			1,087,118.33
			858,986.92
			209,896.00
			41,221.33

			6,360.00
		85,127,933.50	5,259,858.85
		18,500,000.00	11,500,000.00
		9,298,202.40	6,833,147.80
		7,119,000.00	36,265,269.18
		3,100,000.00	
			2,363,121.60
			56,694.00
		1,195,754.72	1,195,754.72
		466,981.13	466,981.13
		398,167.77	224,150.94

12		2023		2023					
	256								
		28	40	13.64	/		40	52	
2024	3	27						2023	
									7.50
						1,854			
			1,861.50						
	1,861.50			2024	4	10			
2025	3	27						2023	
									1,854
						1,854			
2025	4	21							
	<input checked="" type="checkbox"/>								
1									
	2025	12	31						
2									
	1		( )						
	2016	3				( )			
			( )						
ZL201420112570.5	ZL201210385756.3	ZL201420060123.X	ZL200910108145.2	ZL201420020564.7					
						700.00	2019	1	
									440.00
						100.00			
				2020	12				

OEM

2023 11

2023 12

27,530.00 2024 8 29

2025 12 31

2

2023

20,348.98

2024 8 12

3,070.98

113.89

2024 9 30

7,648.00

434.00

2024 5 20

9,630.00

481.50

2025 12 31

3

2021

2021 7

2021 11

12,553,675.11

2022 7

2022 7 18

12,553,675.11

198,417.07

2025 8

2025 12 31

4

2025 5

2021

2

1

2026 2 9 2 25

2026

2026

<

2026

>

A

10.11 /

1,000.00

10

2026 6

2026 3 10

98,552,280.00

2026 3 13

	962,117.68	100.00%	712,844.83	74.09%	249,272.85	76,523,414.64	100.00%	737,314.86	0.96%	75,786,099.78

3

	737,314.86	-24,470.03			712,844.83

4

X	500,782.00		500,782.00	49.57%	500,782.00
Y	238,765.42		238,765.42	23.63%	
Z	204,050.00		204,050.00	20.19%	204,050.00
	943,597.42		943,597.42	93.39%	704,832.00

2

	780,256,415.52	30,256,415.52
	110,706,316.17	381,973,554.17
	890,962,731.69	412,229,969.69

1

1

	750,000,000.00	
	30,256,415.52	30,256,415.52
	780,256,415.52	30,256,415.52

2

1

	30,256,415.52	3-4 /4-5	

3

2

1

	92,164,845.98	220,067,800.00
	69,751,710.17	164,351,710.17
	9,800,000.00	
	38,105.00	29,400.00
	61,048,344.98	2,475,356.00
	110,706,316.17	381,973,554.17

2

1		

14,828,784.98

4

3

	2,915,435,941.92	698,135,914.36	2,217,300,027.56	2,915,435,941.92	568,683,715.62	2,346,752,226.30
	3,750,577.88		3,750,577.88	4,393,729.50	1,285,663.80	3,108,065.70
	2,919,186,519.80	698,135,914.36	2,221,050,605.44	2,919,829,671.42	569,969,379.42	2,349,860,292.00

1

	813,661,500.05						813,661,500.05	
		22,179,736.00						22,179,736.00
	261,387,422.10	546,503,979.62			115,409,709.02		145,977,713.08	661,913,688.64
	40,256,668.37				9,196,084.47		31,060,583.90	9,196,084.47
	1,203,014,319.68						1,203,014,319.68	
	2,400,000.00						2,400,000.00	
	12,470,851.84						12,470,851.84	
	7,377,969.03						7,377,969.03	
	314,858.17						314,858.17	
	4,846,405.25				4,846,405.25			4,846,405.25
	85,588.14						85,588.14	
	348,575.03						348,575.03	
Digital China Information Technology Co. Limited	188,694.80						188,694.80	
	239,544.32						239,544.32	
	58,093.75						58,093.75	
	58,093.75						58,093.75	
	43,642.02						43,642.02	
	2,346,752,226.30	568,683,715.62			129,452,198.74		2,217,300,027.56	698,135,914.36

	3,108,065.70				642,512.18						3,750,577.88	
		1,285,663.80										
	3,108,065.70	1,285,663.80			642,512.18						3,750,577.88	

4

1

	53,794,698.87	51,765,031.97	360,975,278.87	332,282,638.35

2

	1			
	2,680,231.79	1,960,891.43	2,680,231.79	1,960,891.43
	51,114,467.08	49,804,140.54	51,114,467.08	49,804,140.54
	53,794,698.87	51,765,031.97	53,794,698.87	51,765,031.97
	53,746,387.55	51,739,426.97	53,746,387.55	51,739,426.97
	48,311.32	25,605.00	48,311.32	25,605.00
	53,794,698.87	51,765,031.97	53,794,698.87	51,765,031.97

3

	2,082,009.21	4.02%	252,131,847.11	75.88%
	49,683,022.76	95.98%	80,150,791.24	24.12%
	51,765,031.97	100.00%	332,282,638.35	100.00%

4

48,955,587.07

2026

5

	750,000,000.00	230,000,000.00
	642,512.18	392,518.72
	258,559.75	
	-2,879,824.94	397,067.21
	263,917.81	
	748,285,164.80	230,789,585.93

1

	-223,576.76	
	23,496,925.63	
	9,621,859.81	
	16,084,160.92	
	518,559.75	
	4,495,594.99	
	7,143,850.96	
	2,398,655.83	
	44,451,017.55	--

1

2

		/	/
	1.00%	0.0587	0.0587
	0.21%	0.0125	0.0125

3

1

2

3

2026 3 27